

Working with Donald Trump chart

When Donald Trump was running for president and his birthdate information was revealed, the first thing that I did was to download events in his life and check the validity of his chart. After 52 years as a full-time astrologer I know how important a correct natal chart is. I won't work with a client unless I verify the birth information. I've got a couple of articles on this website that proves that.

I found that the 10:50 AM birth info that everybody uses is not correct.

This is why that I wrote computer software to help rectify charts. For my work and this article I used the rectification module in our Millennium Star Trax Toolbox program.

Here's the list of events that I've used for Donald Trump

- 1) father died June 25, 1999
- 2) mother died August 7, 2000
- 3) bankruptcy may 28 1992
- 4) married Ivana April 7, 1977
- 5) divorced Ivana March 22, 1991
- 6) married Marla December 19, 1993
- 7) divorced Marla June 8, 1999
- 8) engage Melania April 26, 2004
- 9) married Melania January 22, 2005
- 10) one of his companies went bankrupt August 8, 2004
- 11) Reality TV show began January 8, 2004

I took all of these events and put them in my rectification program using the 10:50 AM information to see how many hits these events produced in solar arc and transit.

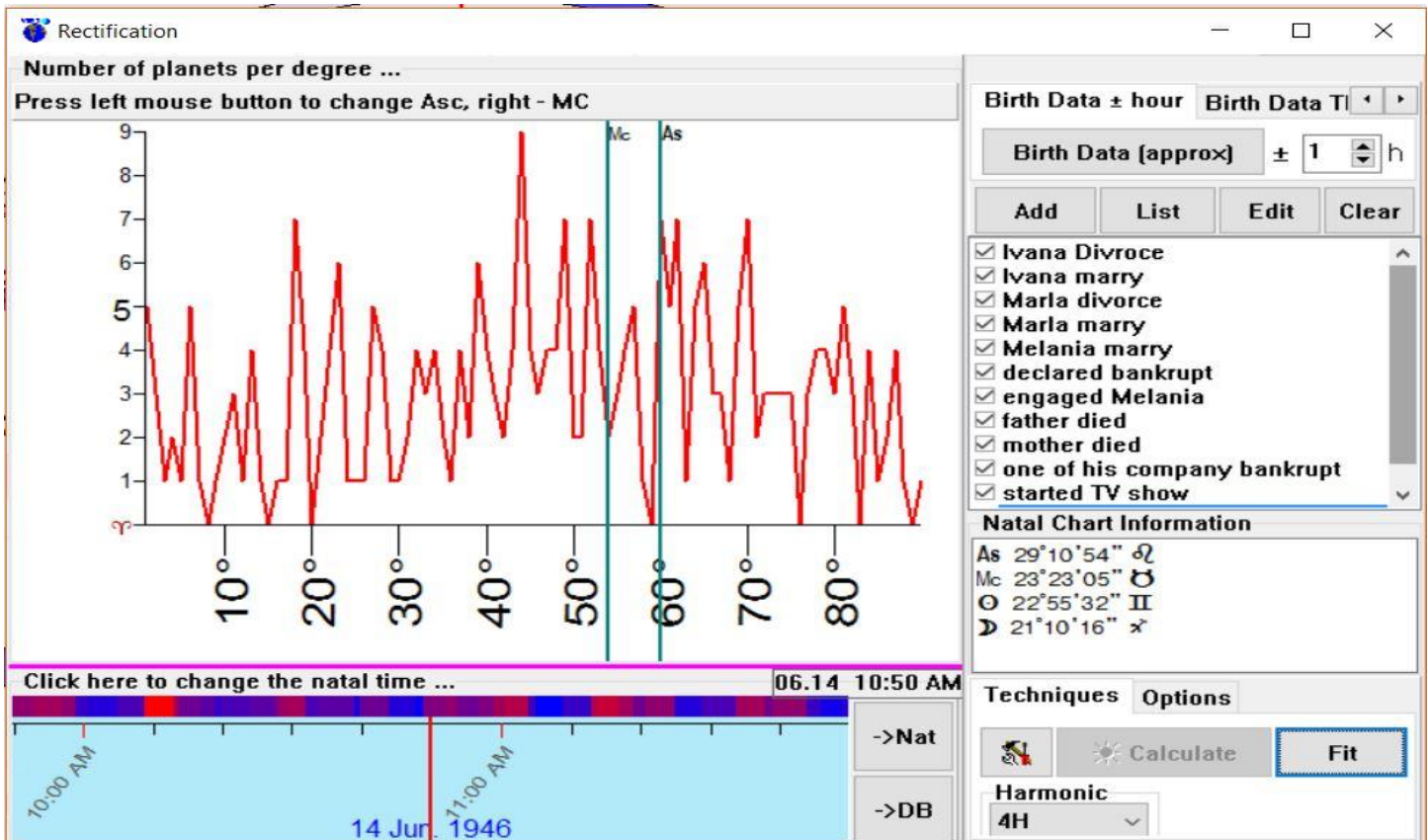
On the graph the denser shade of red in the horizontal blue window indicates that more transits and solar arcs hitting at that clock time.

Let's take a deeper look why the 10:11 AM time proves to be the right birthtime time for Donald Trump.

When I use all of the 11 events for his life, the following graph shows the hits through solar arcs, converse and direct. Again 10:10 AM is strong.

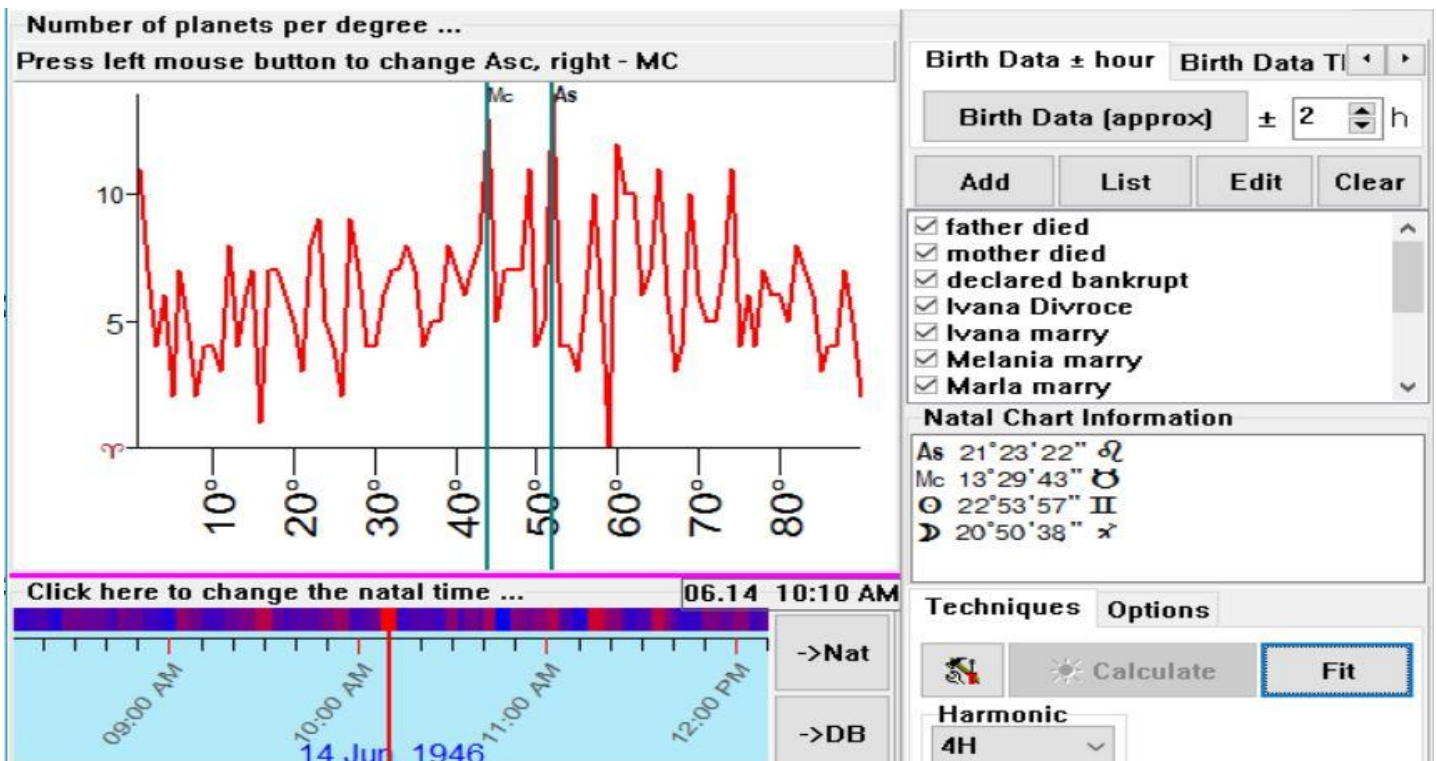
In the following graph calculated for 10:50 AM using the 11 events above shows that there are no dense red lines in the dark blue horizontal window. That tells us that the 10:50 time is not accurate.

The red vertical line in the aqua blue box in this graph shows the time of 10:50AM and as you can see there is no strength for that time compared to the deeper bright red mark shown for the 10:11AM birthtime.



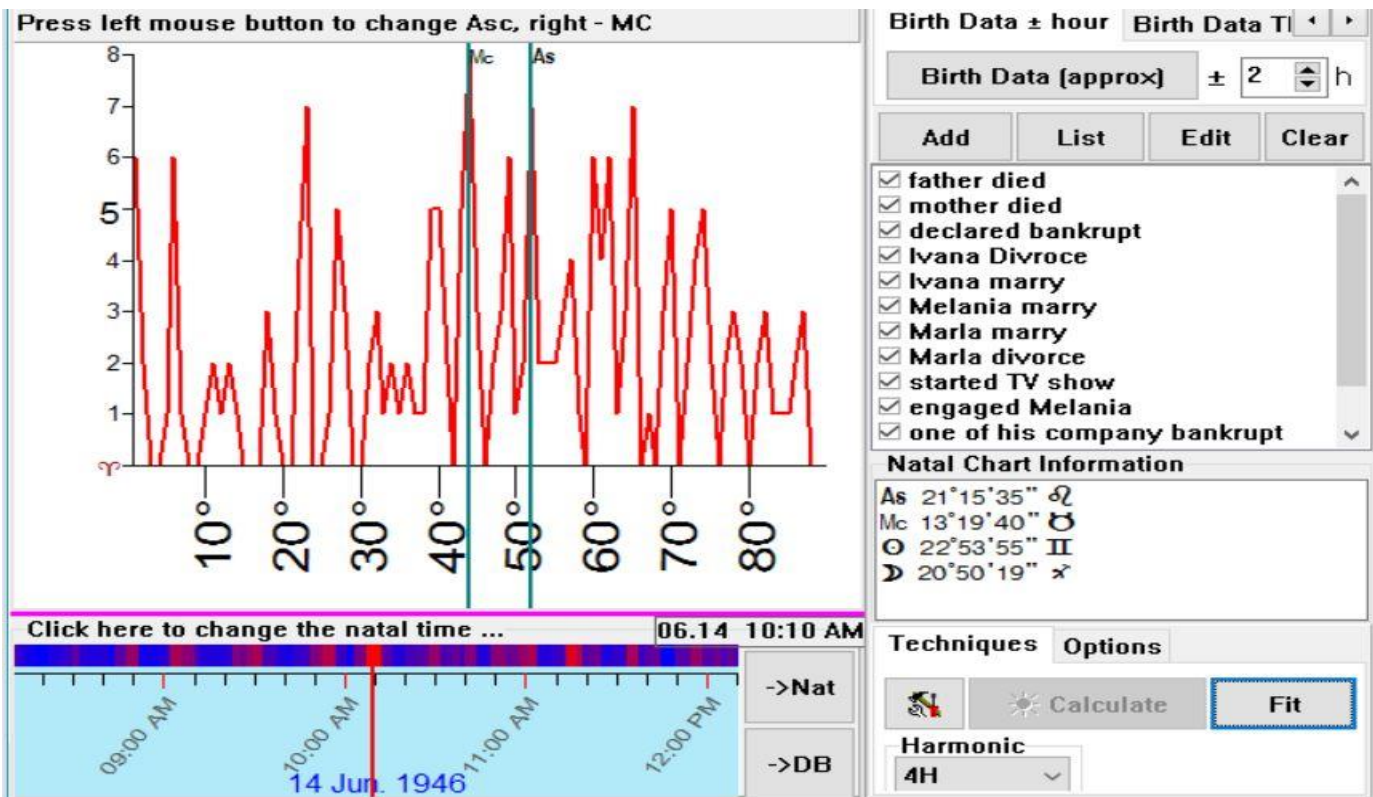
Now let's take a look at the following graph produced using only solar arc, converse and direct. Again you see that the NATAL angles are stronger at the clock time of 10:11 AM.

Certain

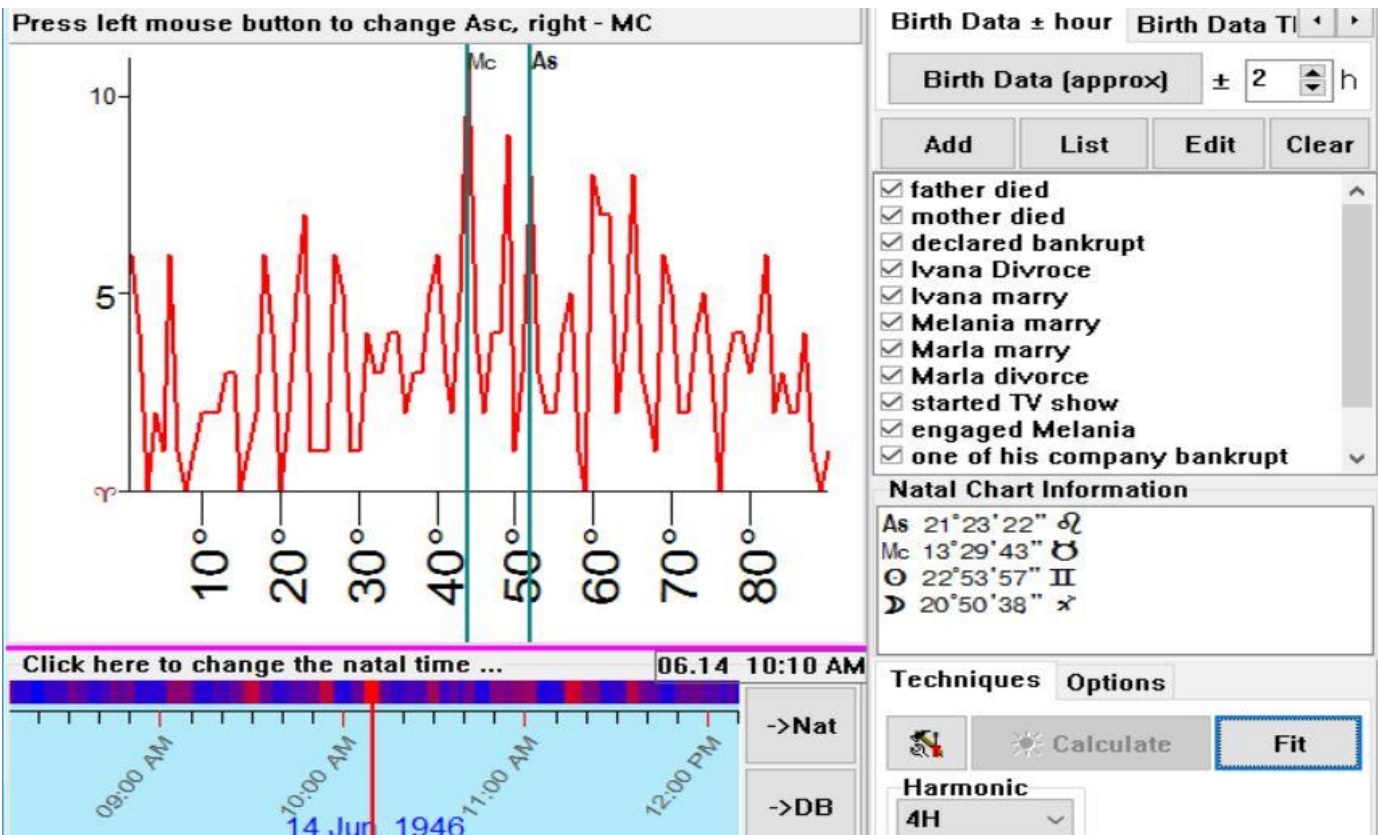


And finally the following graph shows the total hits to angles when using only solar arc converse and direct and transits.

Again 10:11 AM is coming out strong.



The following graph was calculated using solar, converse and direct, secondary progressions, converse and direct and transits. Again the 10:11 AM time is very strong.



Once the software shows strong angles, I recalculated the chart to that time and then I looked at the charts, one by one, using many different predictive techniques. Remember that the astrological criteria must fit event. Some events will have 3 to 4 hits to these angles.

Example:

When he married Ivana the transiting Sun was in sextile to the planet Uranus. He is a Leo rising with Aquarius on the seventh house cusp. So that brings the ascendant to the seventh house when he got married.

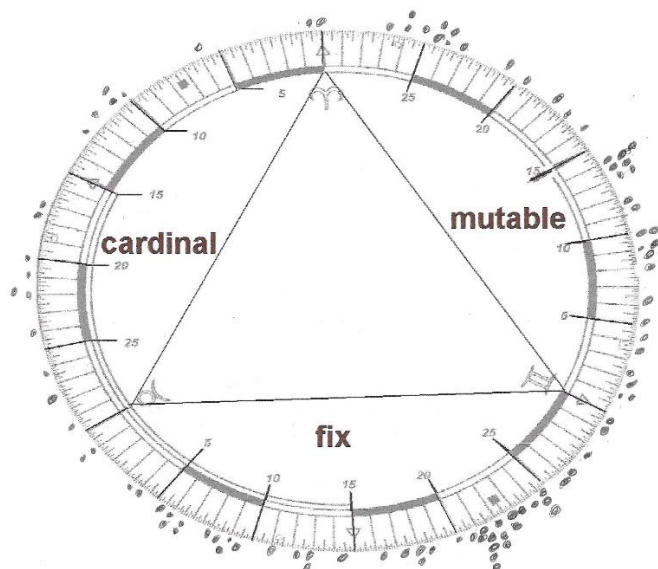
When he married Marla the minor progression in Uranus was conjunct Mars, again bringing in the seventh house ruler to the first house Mars.

When he divorced Marla the eclipse in the seventh house was exactly in opposition to the first house Mars. I use new Moons and eclipses a lot because they tell us exactly what to expect from the eclipse for the next six months and from the new Moon in the next month. This is something that I discovered through my intensive research with my 'gator group'.

When Trump declared bankruptcy the converse solar arc Neptune conjunct the ascendant bringing the eighth house to the ascendant .

When he was elected president on November 8, 2016 transiting Uranus was trine to the ascendant again bringing the 10th house to him and he had the same energy working in the converse solar arc Uranus/ascendant.

If you don't have a computer program you can use the method that I used before we had computers. It's the 90° wheel. I demonstrated this method in lecture at the very first UAC. I don't remember how long ago that was. But know that I was much younger than I am now. You take a 90° wheel and calculate all the solar arcs converse and direct in transit for each event. Then you mark them on the 90° wheel. Where most of the dots congregate show the greatest possibility of where the ascendant and midheaven are. The system works very well but it demands a lot of time and is easier for me to use my rectification program. As you can see 13° of mutability and 21° of fixity receive more hits. I'm sorry I didn't use all the 11th events that I used to rectify Donald Trump's chart. I used three or four



events only to mark the hits.

